

GENIUS

CT-A

CUTTING TABLES AND LINES
FOR FLOAT GLASS



 **INTERMAC**

QUALITY WITHOUT COMPROMISES




THE MARKET DEMANDS

a change in manufacturing processes, enabling companies to accept the largest possible number of orders. This is coupled with the need to maintain high quality standards while offering product customisation with quick and defined delivery times, as well as satisfying the requirements of even the most highly-automated industries.

INTERMAC RESPONDS

with technological solutions that guarantee high-quality, reliable performance over time. **Genius CT-A** is the range of cutting tables for float glass, ideal for integration into cutting lines in small and medium-sized businesses. Genius CT-A cutting tables optimise the sheet being machined, whether **REGULAR** or **JUMBO** format, maintaining high levels of cutting precision over time and guaranteeing an excellent return on investment.




GENIUS CT-A

- ▣ CUSTOMISABLE SOLUTIONS FOR EVERY REQUIREMENT
- ▣ GUARANTEED RELIABILITY OVER TIME
- ▣ MAXIMUM MACHINING FLEXIBILITY
- ▣ HIGH PERFORMANCE THANKS TO PERFECT IN LINE INTEGRABILITY
- ▣ CUTTING-EDGE TECHNOLOGY
- ▣ CUTTING PRECISION WITH SIMPLE AND INTUITIVE TECHNOLOGY

CUSTOMISABLE SOLUTIONS FOR EVERY REQUIREMENT

The Genius CT-A range of cutting tables can be configured according to production requirements, either in bar or belt versions.



BREAK-OUT BARS

The transverse and longitudinal pneumatic bars enable break-out operations to be performed on glass.




BELT SYSTEMS

The belt system is ideal for transferring sheets of glass in in line configurations.

THE ENTIRE GENIUS RANGE IS DESIGNED FOR CUTTING LINES THAT CAN WORK ON TWO OR THREE SHIFTS, AND WHICH ARE USED TO PROCESS LARGE VOLUMES.



The Genius cutting table ensures that materials are fully optimised, significantly reducing waste.



VINYL CUTTING

Genius CT-A cutting tables guarantee superb machining quality, even when cutting vinyl.

The cutting quality is guaranteed by the proportional electro-pneumatic control system that enables the power/ speed ratio to be measured correctly.


GUARANTEED RELIABILITY OVER TIME

Maximum performance and precision thanks to the planarity of the ground work table.



The base of the machine is made from a rigid, rectangular structure onto which ground wood panels are attached, ensuring maximum planarity of the working area, essential for optimal glass grooving and break-out operations.





A motorised gantry axis moves the cutting bridge, and ensures maximum precision and stability during machining.

- Acceleration 10m/sec²
- Speed 200 m/min.
- Precision +/- 0.15 mm



REDUCED CYCLE TIMES AND INCREASED PRODUCTIVITY



The management of the axle speed via PC and the high quality of all of the electronic and mechanical components enable machining times to be optimised, ensuring flexibility and dynamism.



The working head is equipped with an automatic cutting pressure management mechanism that enables the force exerted by the wheel to be adjusted correctly, from the beginning to the end of the cutting operation.



The working head is equipped with a laser reader that automatically detects the position of the sheet on the work table and also acts as a double zero for cutting laminated glass. In addition, it can be used for digitalising templates and models positioned on the work table.


DEDICATED TECHNOLOGIES FOR EVERY REQUIREMENT

Genius CT-A can perform low emissivity (Low-E) removal operations, thanks to a series of optional devices dedicated to the various production requirements.



BCR DEVICE (BRUSH COATING REMOVAL)

For removal of low-emissivity film via a motorised metal brush, with adjustable consumption recovery. Standard removal of 20mm width. Upon request, brushes with a diameter of 15-30mm can be fitted.



ABRASIVE TOOL

20mm diameter cup grinder in abrasive material for removing low emissivity film.

MAXIMUM QUALITY OF MACHINING AND RESULTS


The 6-position automatic tool magazine is an Intermac-patented technology that can be used to make different cuts on a single sheet, greatly improving the quality of the end result.



- ▶ Patented technology
- ▶ Automatic tool change




The roller-holder cones allow the cutting tools to be changed automatically.





CUTTING LUBRICATION

The delivery of lubricant oil for the wheel occurs in line with the speed of execution of the shape, and with the specific straight cutting requirements, eliminating waste and simultaneously improving machining results. Precise oil stream dosing with no "drop" effect. Pressurised oil lubrication is also available.



ERGONOMICS AND FACILITATED HANDLING


Smooth, even tilting of the table to allow large sheets to be loaded.



The automatic feet support the sheet while the table is tilting, acting as mechanical sheet aligners when necessary.



PROTECTION AND SAFETY FOR ALL MACHINING OPERATIONS




One indispensable condition for obtaining any sort of financing is the respect of the machinery directives and workplace health and safety regulations.

Intermac has always paid the utmost attention to the health and safety of its customers. The protection of every operator during the use of the machine is of vital importance, preventing any possible distraction or error that could lead to inconvenience or even accidents.

ABSOLUTE MACHINING FLEXIBILITY

Intermac can offer custom solutions in accordance with the specific needs and production specifications of customers.

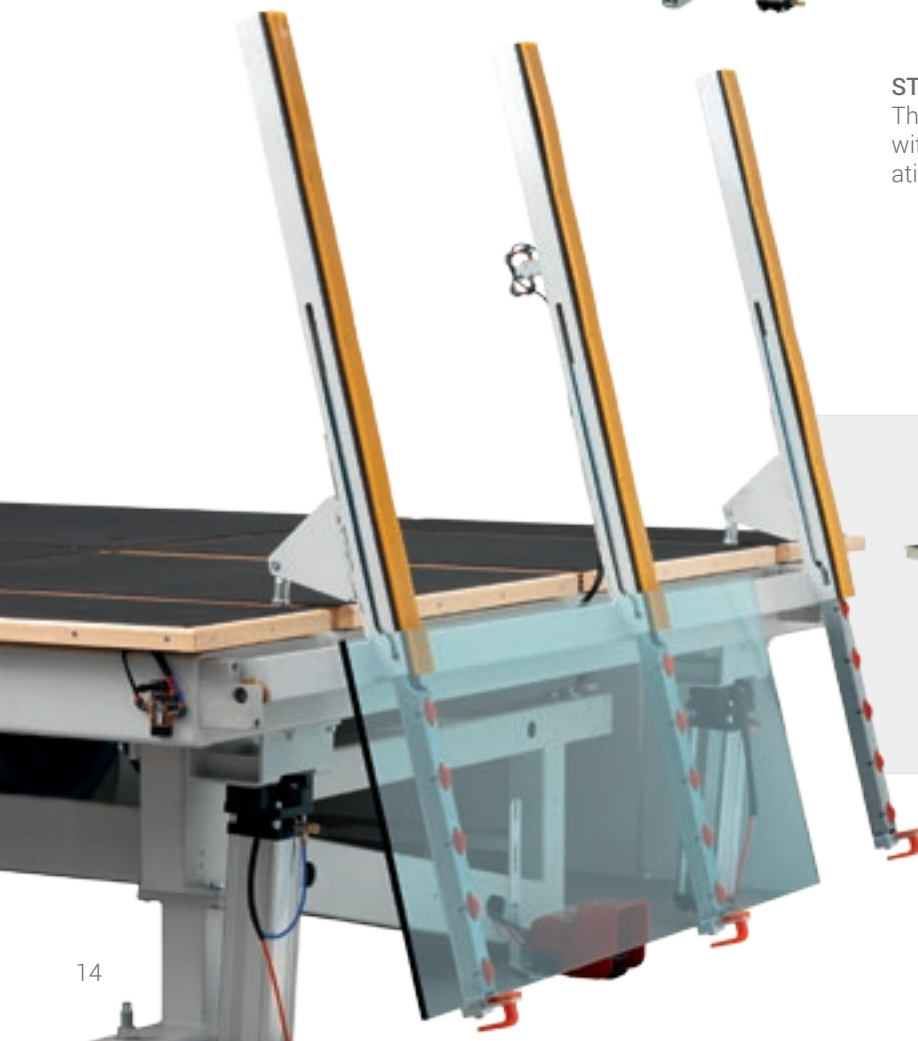


Genius 37 ST



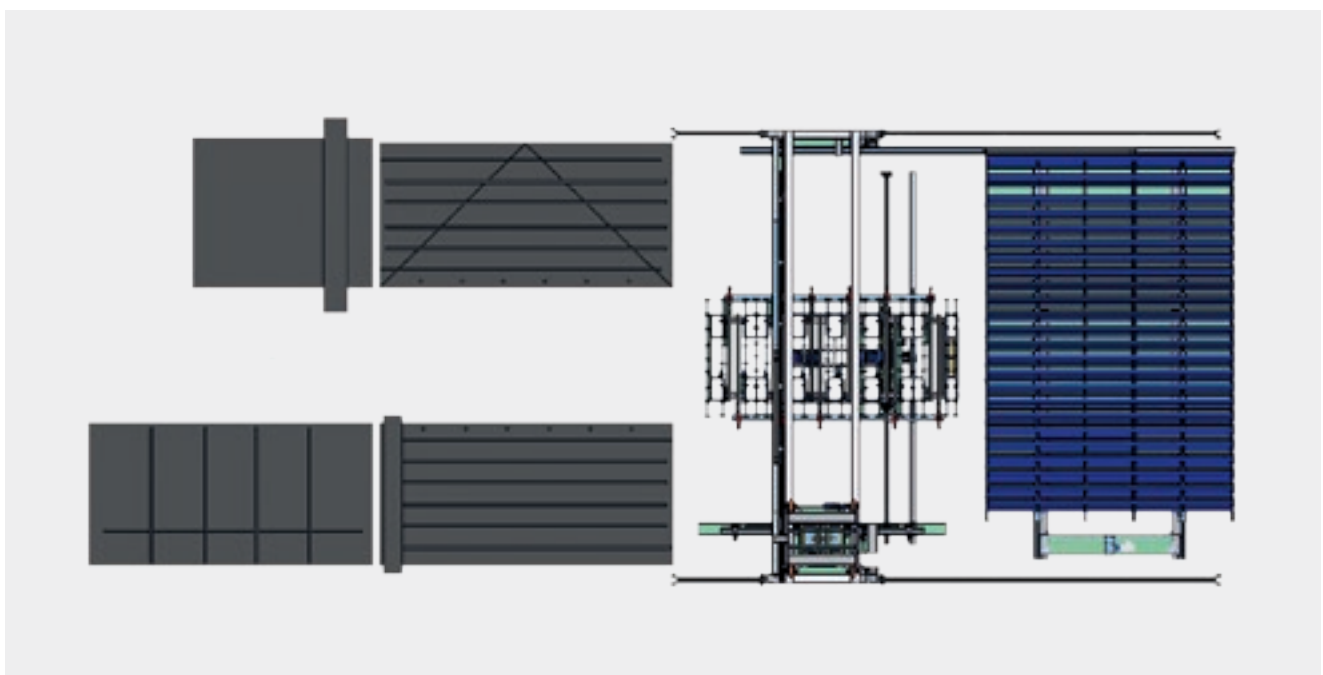
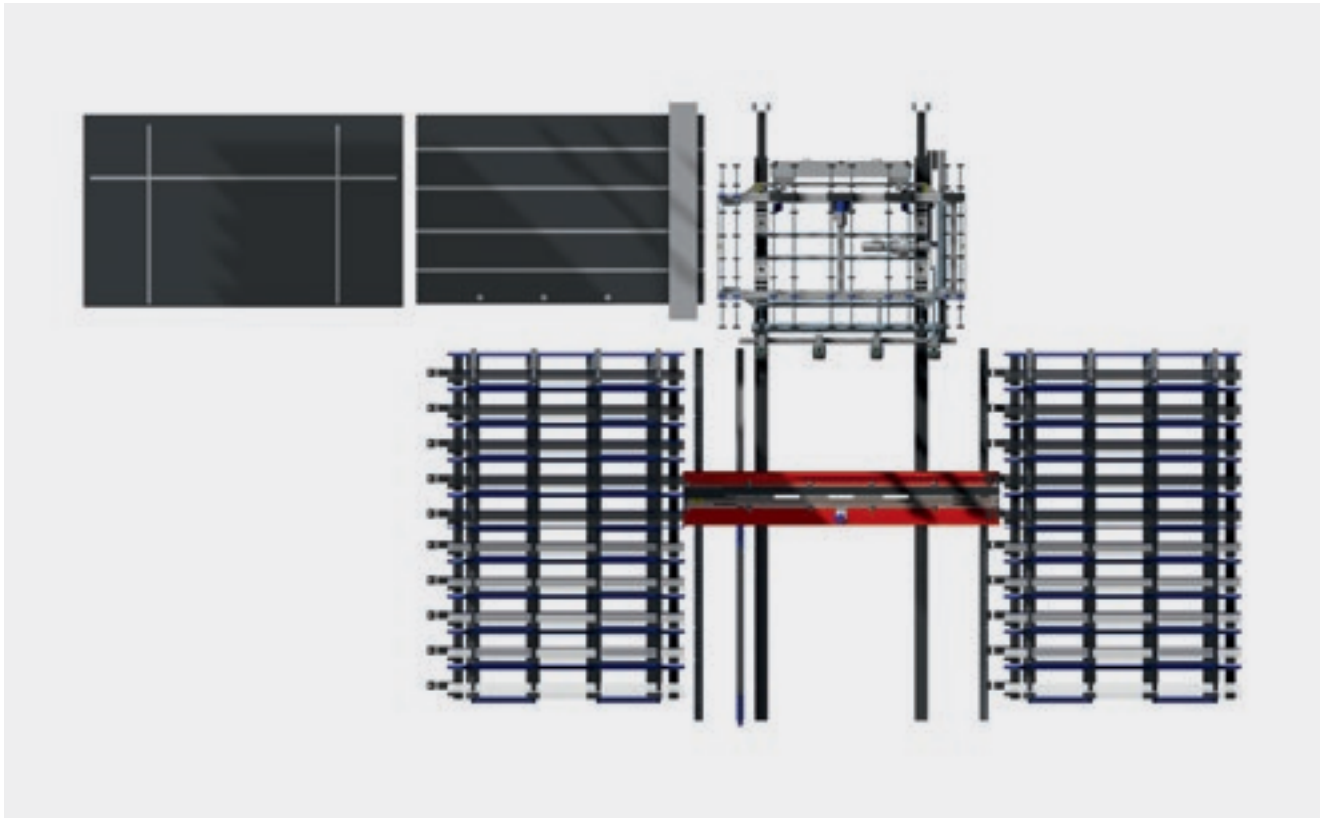
ST SERVICE TABLES

The Genius ST service tables are designed for use with lines for break-out and volume unloading operations.



Genius 61 ST


HIGH PERFORMANCE THANKS TO PERFECT IN LINE INTEGRABILITY



COMBY

INTERMAC TECHNOLOGY

Comby lines can be integrated into small spaces for cutting both float and laminated glass, for high productivity cutting operations. They are the result of a clever combination between the Genius CT-A cutting tables (for float glass cutting) and the Genius LM and LM-A tables (for laminated glass cutting).



INTELLIGENT COMBINATIONS

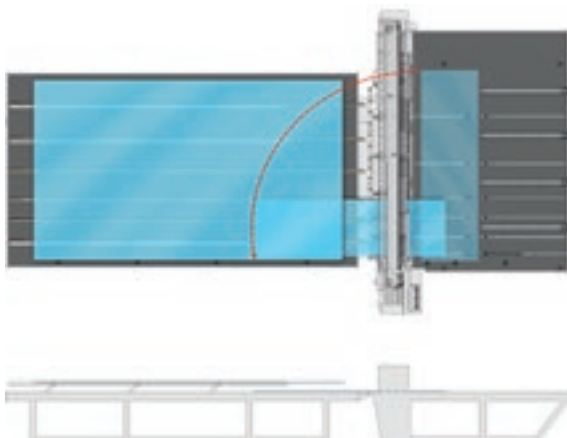

Comby Lines represent a perfect combination of the two float/laminated glass cutting tables that guarantee high productivity, thanks to the addition of:

- belts on float table
- suction cups on float cutting bridge
- Intermac-patented vertical buffer on float table
- large belts on laminate cutting module
- break-out bar on laminate table.



OPTIMISATION OF SPACE WITHOUT COMPROMISING ON PRODUCTIVITY

- Maximum process automation, enabling high volumes of laminated glass to be produced within a limited space.
- The movement of the glass is automated.
- Option to perform static "X" break-out operations on float glass.
- Possibility of performing manual break-out on the entire float glass sheet downstream from the laminate, with the addition of the RB table.



VERTICAL BUFFER

This patented Intermac solution serves to lift the remains of the sheet, enabling the crosspiece to be positioned underneath so that Y, Z and W cuts can be performed. Significant reductions in overall dimensions when installed, without compromising productivity.

MAXIMUM EASE OF USE

The operator interface is simple, intuitive and compatible with the optimisers available on the market.



Numerical control on PC IWNC base (Intermac Windows Numerical Control)

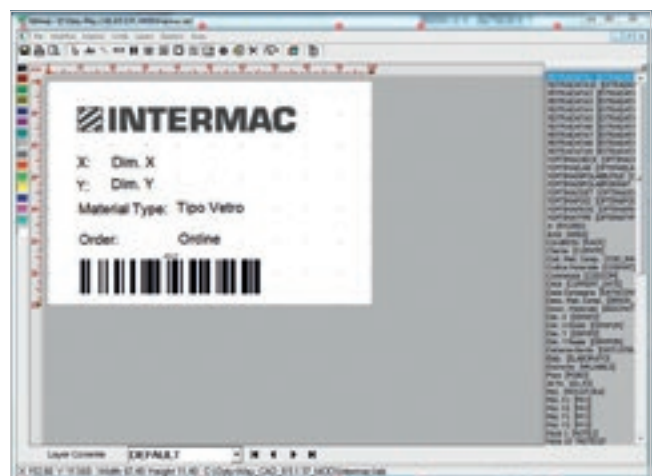
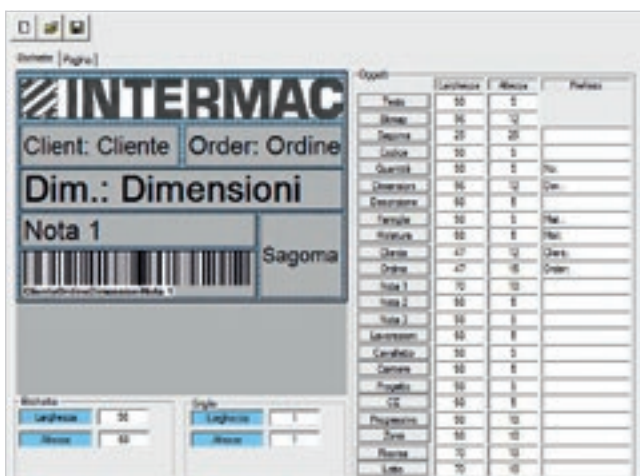
- Ideal both for those using CNC machines for the first time and operator who already have programming experience.
- Management of the working parameters of the machine.
- Creation and modification of cutting patterns and/or of geometric or non-geometric shapes.
- Modules for production report management.



OPTIMISATION SOFTWARE

Optimiser for straight and shaped cuts, enabling the following advantages to be achieved:

- Minimises waste.
- Meets the production requirements of glassworks companies.
- Enhances the performance of the machine.



LABEL MANAGEMENT



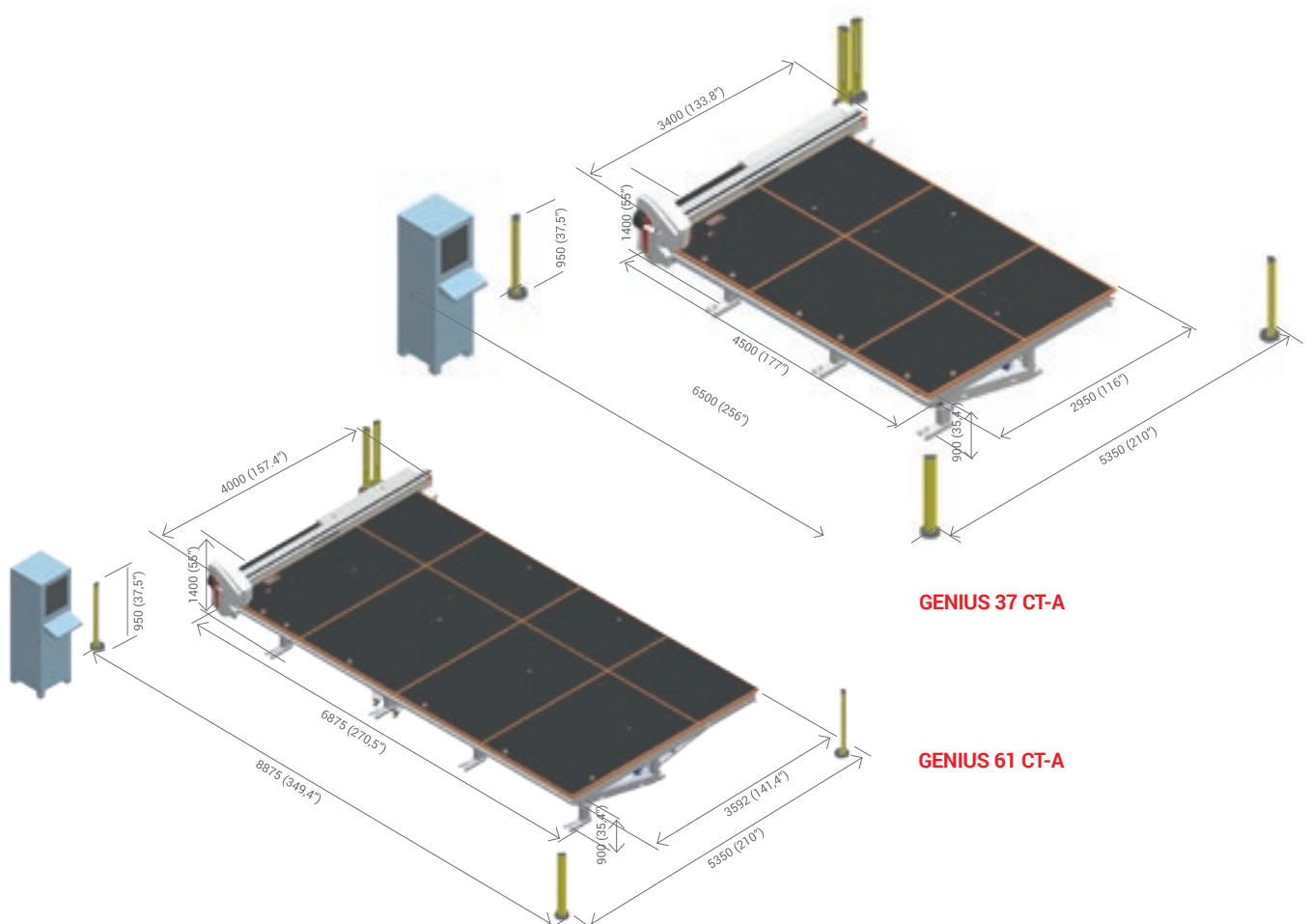
CUTTING PATTERN DISPLAY

- Cutting pattern displayed on monitor.
- Module for managing volumes at the end of the line.

TECHNICAL SPECIFICATIONS

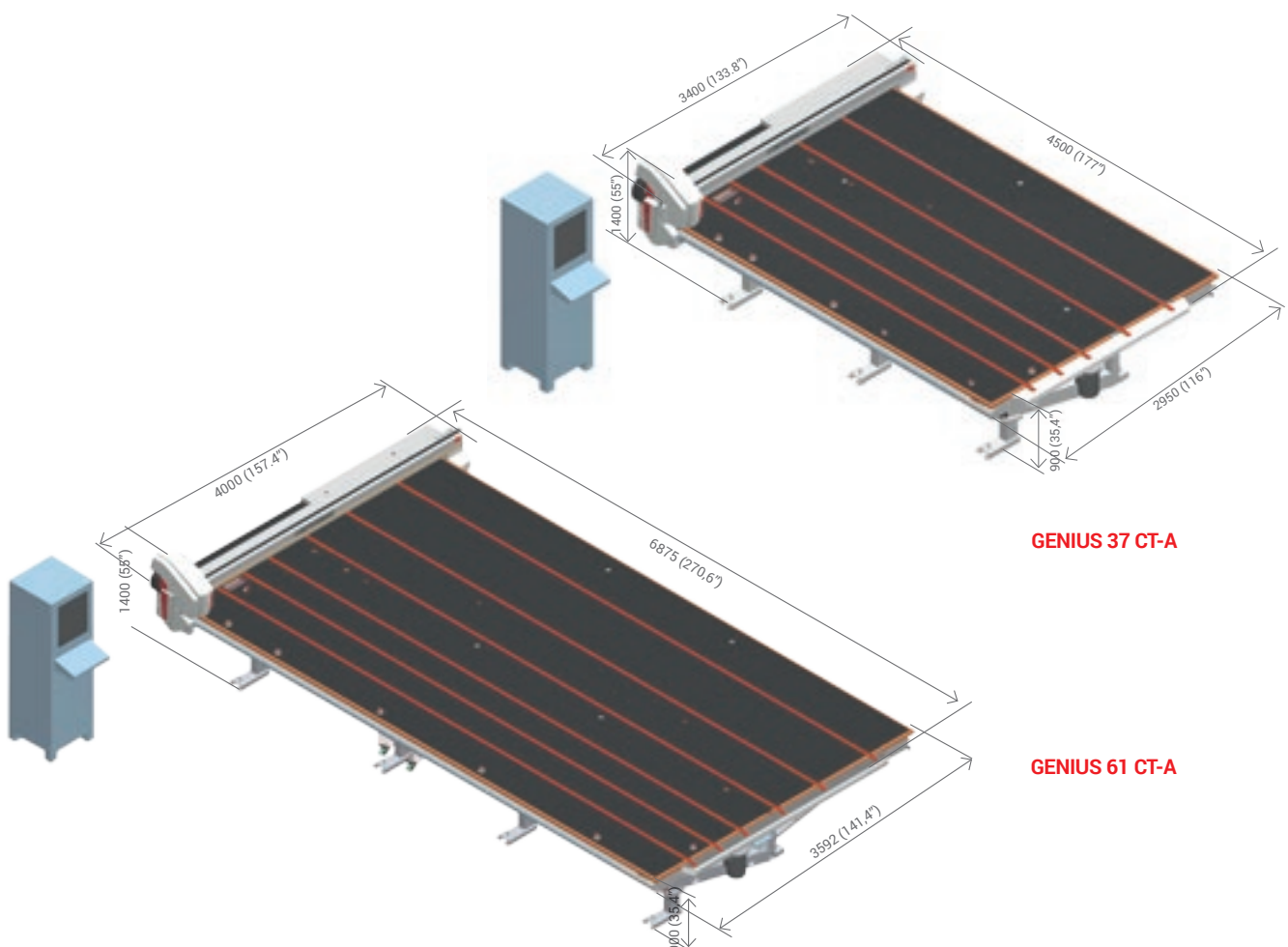
STAND ALONE CONFIGURATION

		GENIUS 37 CT-A	GENIUS 61 CT-A
Machinable dimensions	mm	3710 x 2750 - 3810 x 2750 (opt.)	6100 x 3350
Machinable thickness	mm	3 - 19 / 2 - 25 (opt.)	3 - 19
Max axle movement speed	m/min	200	200
Max acceleration	m/sec ²	10	10
Positioning precision of the working head	mm	± 0,15	± 0,15
Straight and shaped optimisation (optional)		yes	yes
Shearing bars (optional)		2 + 1	3 + 1/ 3 + 2 (opt.)
Table tilting time (optional)	sec	30 (1 stroke)	30 (1 stroke)
Work table height	mm	900 (-15 / +40)	900 (-15 / +40)
Dimensions for shipment (LxWxH)	mm	5500 x 2275 x 2250	7900 x 2275 x 2000
Installed power: fixed table/ tilting table (opt.)	kW	8.8 - 9.7 kW	10.4 kW
Overall weight	Kg	2400	3800





IN LINE CONFIGURATION

		GENIUS 37 CT-A	GENIUS 61 CT-A
Machinable dimensions	mm	3710 x 2750 - 3810 x 2750 (opt.)	6100 x 3350
Machinable thickness	mm	3 - 19 / 2 - 25 (opt.)	3 - 19
Max axle movement speed	m/min	200	200
Max acceleration	m/s ^{ec} 2	10	10
Positioning precision of the working head	mm	± 0,15	± 0,15
Straight and shaped optimisation (optional)		yes	yes
Sheet transfer speed	m/min	40	40
Work table height	mm	900 (-15 / +40)	900 (-15 / +40)
Dimensions for shipment (LxWxH)	mm	5500 x 2275 x 2250	7900 x 2275 x 2000
Installed power	KW	12	15
Overall weight	Kg	2400	4150






OVERALL MACHINE DIMENSIONS - IN LINE CONFIGURATION

GENIUS 37 ST shearing+ flap

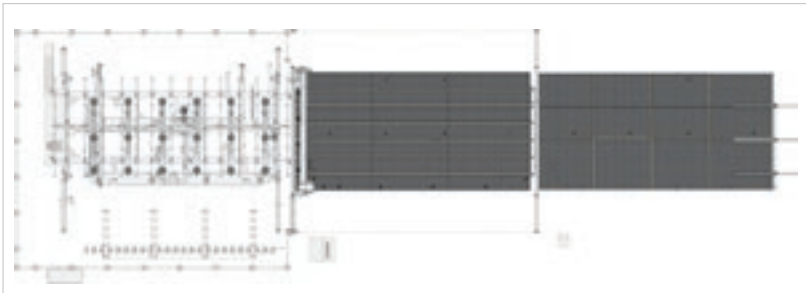


GENIUS 61 ST shearing+ flap







EXAMPLES OF IN LINE CONFIGURATION



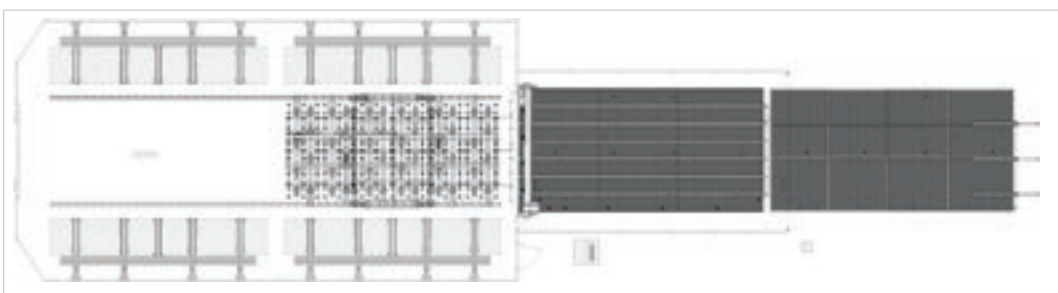
3-piece line: Genius LS-MT fixed single-side + Genius CT-A + Genius ST.



3-piece line: Genius LS-BT fixed twin-side + Genius CT-A + Genius ST.



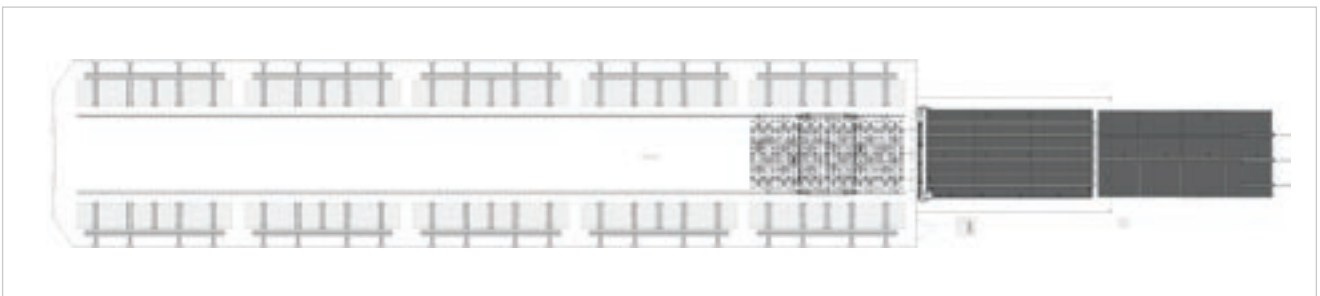
3-piece line: Genius LS-ML (2 pick-up positions) + Genius CT-A + Genius ST



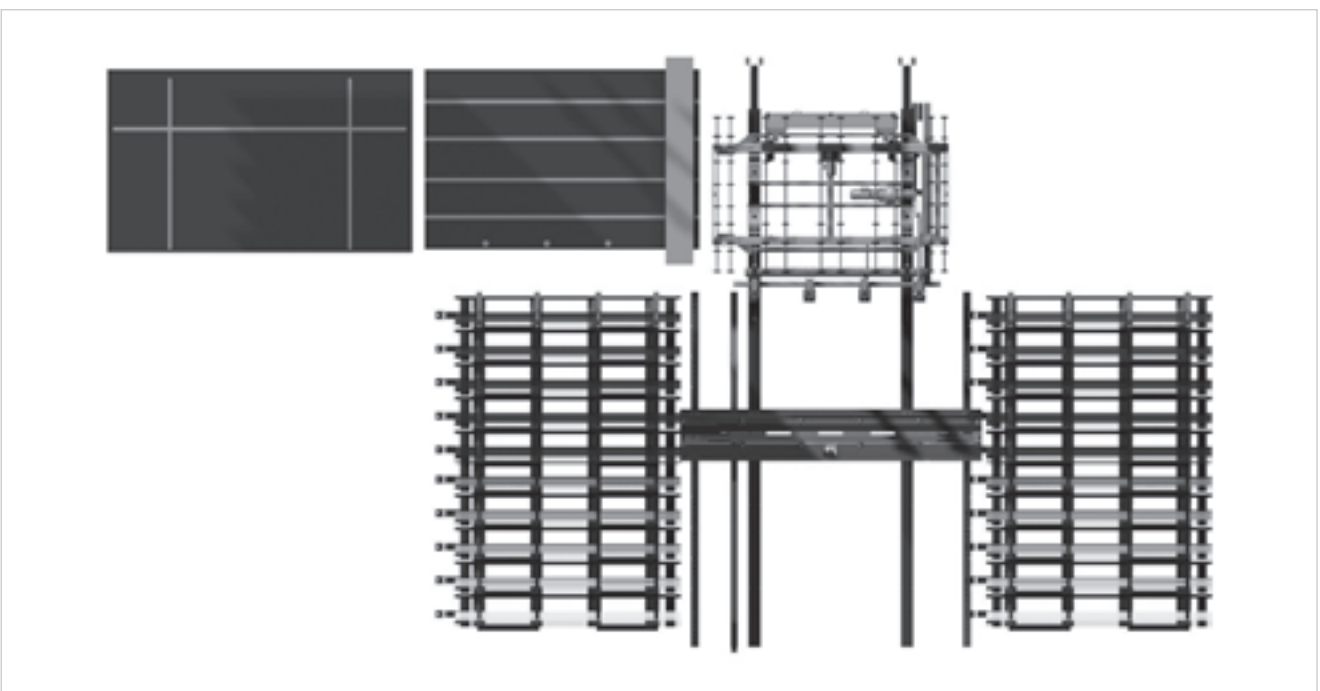
3-piece line: Genius LS-BL, (2 pick-up positions) + Genius CT-A + Genius ST.



3-piece line: Genius LS-ML (5 pick-up positions) + Genius CT-A + Genius ST

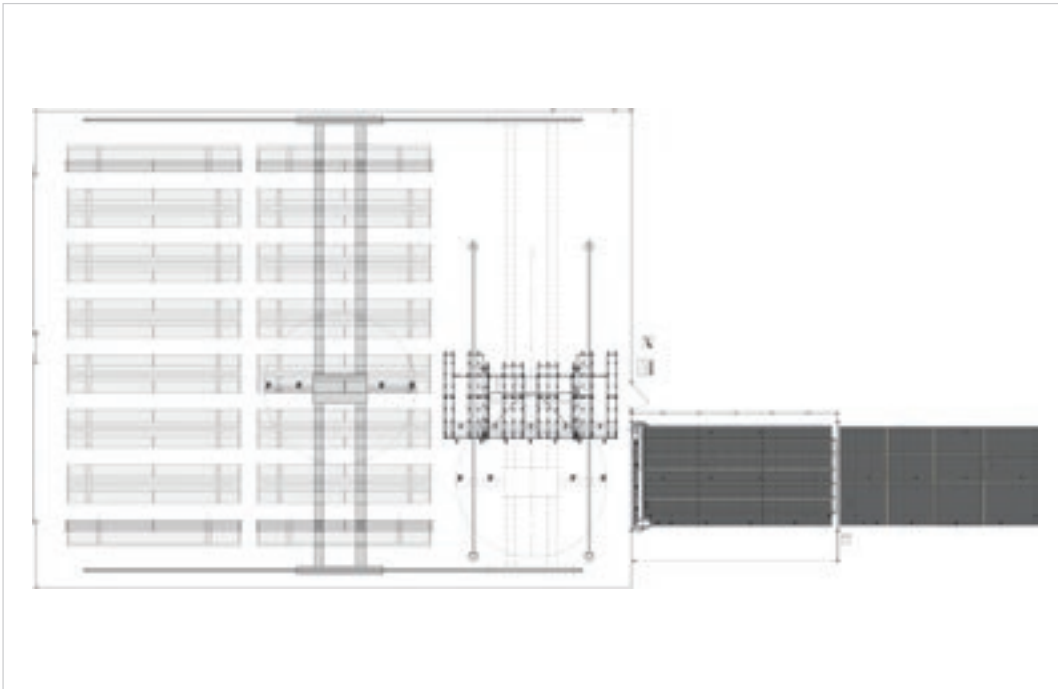


3-piece line: Genius LS-BL (5 pick-up positions) + Genius CT-A + Genius ST

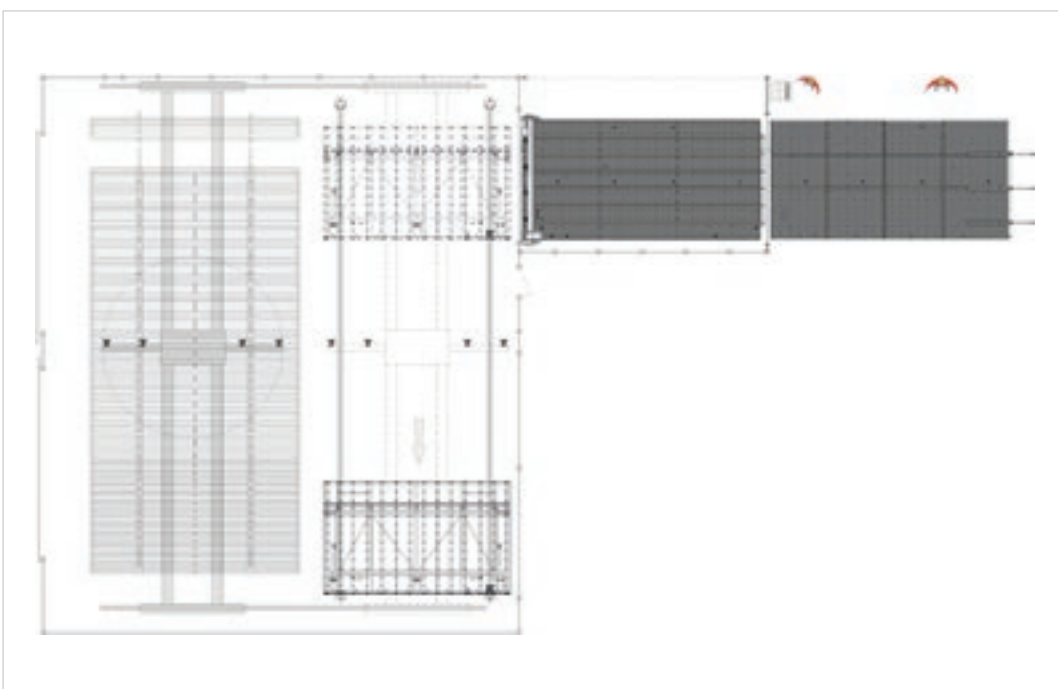


Genius LS-MT system with Movetro Shuttle Lite automatic magazine

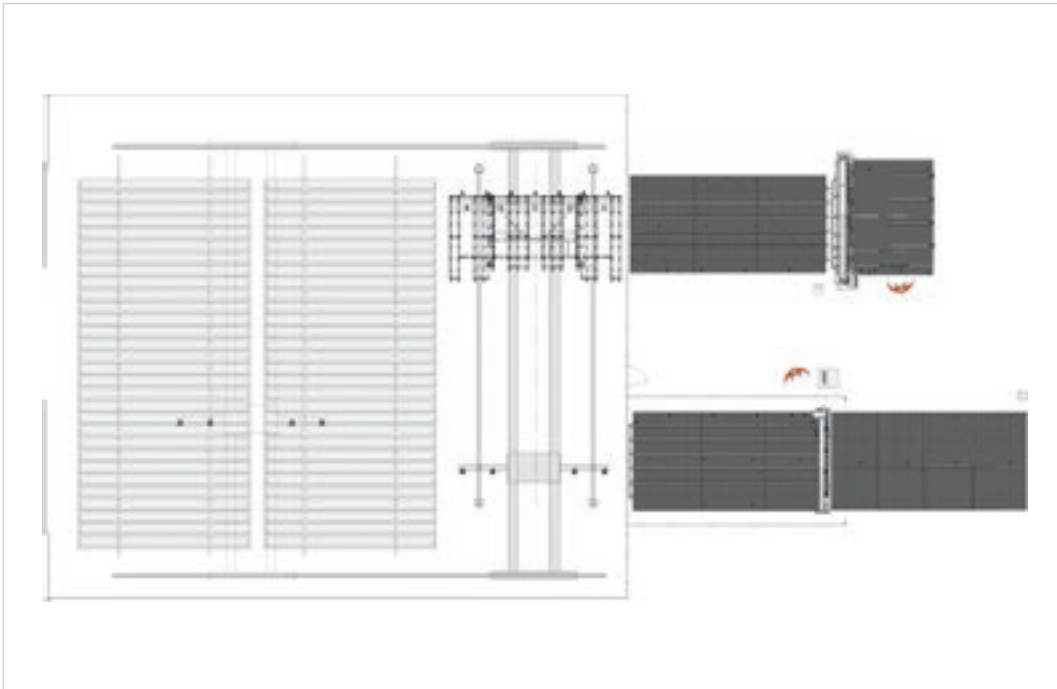
EXAMPLES OF IN LINE CONFIGURATION



System with Movetro overhead crane and fixed magazines with output onto float line.



System with Movetro overhead crane and automatic magazine with output onto float line.



System with Movetro overhead crane and automatic magazines with cutting output onto laminated line and float line.

The technical specifications and drawings are non-binding. Some photos may show machines equipped with optional features. Biesse Spa reserves the right to carry out modifications without prior notice.

Weighted sound pressure level A (LpA) during machining at the operator's workstation on the vane-pump machine Lpa=79dB(A) Lwa=96dB(A) Weighted sound-pressure level A (LpA) at the operator's workstation and sound power level (LwA) during machining on the cam-pump machine Lwa=83dB(A) Lwa=100dB(A) Measurement uncertainty K dB(A) 4.

The measurement was carried out in compliance with UNI EN 848-3:2007, UNI EN ISO 3746: 2009 (sound power) and UNI EN ISO 11202: 2009 (sound pressure levels at workstation) during panel machining. The noise levels shown are emission levels and do not necessarily correspond to safe operation levels. Despite the fact that there is a relationship between emission and exposure levels, this may not be used in a reliable manner to establish whether further measures need to be taken. The factors determining the exposure level for the workforce include length of exposure, work environment characteristics, other sources of dust and noise, etc. i.e. the number of other adjoining machines and processes. At any rate, the above information will enable the operator to better evaluate dangers and risks.

SERV ICE & PARTS

Direct, immediate coordination of service requests between Service and Parts. Support for key customers from specific Intermac personnel, in-house and/or at the customer's site.

INTERMAC SERVICE

- ▣ Machine and line installation and start-up.
- ▣ Training centre for Intermac field technicians and subsidiary/dealer personnel; customer training directly at the customer's site.
- ▣ Overhaul, upgrade, repairs and maintenance.
- ▣ Remote diagnostics and troubleshooting.
- ▣ Software upgrade.

85

Intermac field technicians in Italy and worldwide.

20

Intermac technicians working in Teleservice Centre.

35

certified dealer technicians.

50

training courses in a variety of languages every year.



SERVICE TEAM

The Biesse Group promotes, cares and develops direct and constructive relationships with the customers to meet their needs, improve after-sales products and services through two dedicated areas: Intermac Service and Intermac Parts. With its global network and highly specialised team, the company offers on-site and on-line assistance and spare parts for machines and components anywhere in the world, 24/7.

INTERMAC PARTS

- Original Intermac spare parts and spare parts kits customised to suit the machine model.
- Spare part identification support.
- Offices of DHL, UPS and GLS couriers located within the Intermac spare parts warehouse, with multiple daily pick-ups.
- Optimised order dispatch time, thanks to a global distribution network with de-localised, automated warehouses.

95%
of machine downtime orders dispatched within 24 hours.

95%
of orders dispatched on time.

30
spare parts staff in Italy and worldwide.

150
orders processed every day.

INDUSTRY 4.0 READY

Industry 4.0 is the latest industry frontier, based on digital technologies and machines that speak to the companies. The products can be interconnected with the production processes via smart networks.



Intermac's commitment is to transform our customers' factories with real-time technology, ready to guarantee digital manufacturing opportunities, with smart machines and software packages becoming vital tools that facilitate the daily tasks of people all over the world processing glass, stone, metal and more. Our philosophy is a practical one: to supply entrepreneurs with solid data that can help them to lower their costs, optimise their processes and improve their results.

AND THAT MEANS BEING 4.0 READY.

COMPLETE RANGE OF SOLUTIONS FOR GLASS

INTERMAC

TABLES FOR FLOAT GLASS CUTTING



Genius RS-A

Genius CT-A series

Genius CT-RED series

TABLES FOR LAMINATED GLASS CUTTING



Genius LM series

Genius LM-A series

MACHINES FOR CUTTING LAMINATED AND FLOAT GLASS



Genius Comby Lines

LINES FOR CUTTING FLOAT OR LAMINATED GLASS



Genius Lines & Systems

WATER JET CUTTING SYSTEMS



Primus series

MACHINES AND SYSTEMS FOR DOUBLE-EDGING GRINDING



Busetti F series

Busetti P series

Made-to-measure solutions

MACHINING CENTRES



Master 23

Master 30

Master 33.3-38.3-45.3

Master 33.5-38.5-45.5- 45.5Plus

SPECIAL PROCESSING CENTRES AND AUTOMATIC CELLS



Master 63-65

Master 95

Master 185

Master with belts

SPECIAL PROCESSING CENTRES AND AUTOMATIC CELLS




Master work cells

PROCESSING CENTRE FOR GROOVING OPERATIONS



Master 34

VERTICAL MACHINING CENTRES



Vertmax series

V-Loader


TOOLS FOR GLASS



Diamut tools

MOVETRO

STORAGE SYSTEMS



Classifiers

HANDLING




Loaders

Arpa

Telescopic loaders

HANDLING



Shuttles

Lite shuttles

MADE WITH INTERMAC

THE GLASS SPECIALISTS

Specialist Glass Products Limited are primarily a manufacturer and supplier of specialist and bespoke laminates, Curved laminates, annealed, toughened and double glazed form, supplying both the UK and overseas.

Specialist Glass purchased the Cutting Table to replace an existing table. "This not only resolved a major bottleneck in the production process, it also had the added benefit of reducing secondary

processing time together with a 30-40% increase in material efficiency, due to the cut quality."

"We wanted to increase productivity - confirms Jonathan Taylor, SGP - and after a few consultations with Intermac, we bought the cutting table with a loading and unloading system. This reduced our cutting time by a massive 60% and we now have a continuous process with tandem working."



LIVE THE EXPERIENCE

BIESSEGROUP.COM



Interconnected technologies and advanced services that maximise efficiency and productivity, generating new skills to serve better our customer.

LIVE THE BIESSE GROUP EXPERIENCE AT OUR CAMPUSES ACROSS THE WORLD.



BIESSEGROUP

